




**KEY**

**DEPLIANT  
ROAD  
BARRIERS  
2020**







**SIMPLE**

Double built-in flashing light, two-coloured green/red

**PRACTICAL**

For intensive use, for private and public solutions

**ROBUST**

Gears and levers for reliable functioning over time

**SAFETY**

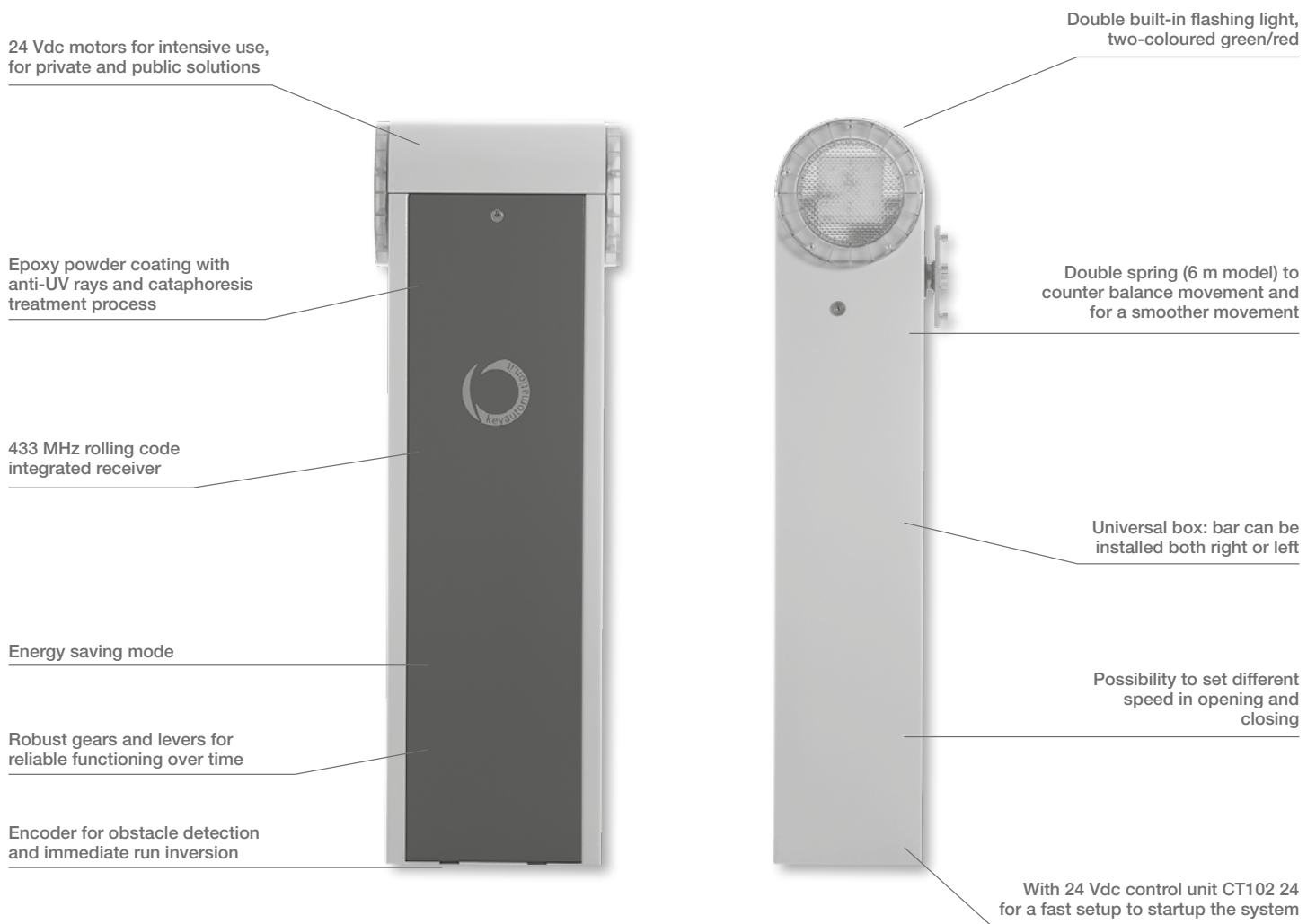
Encoder for obstacle detection and immediate run inversion

**KEY**  
AUTOMATION

**BAR  
RI  
ERS**

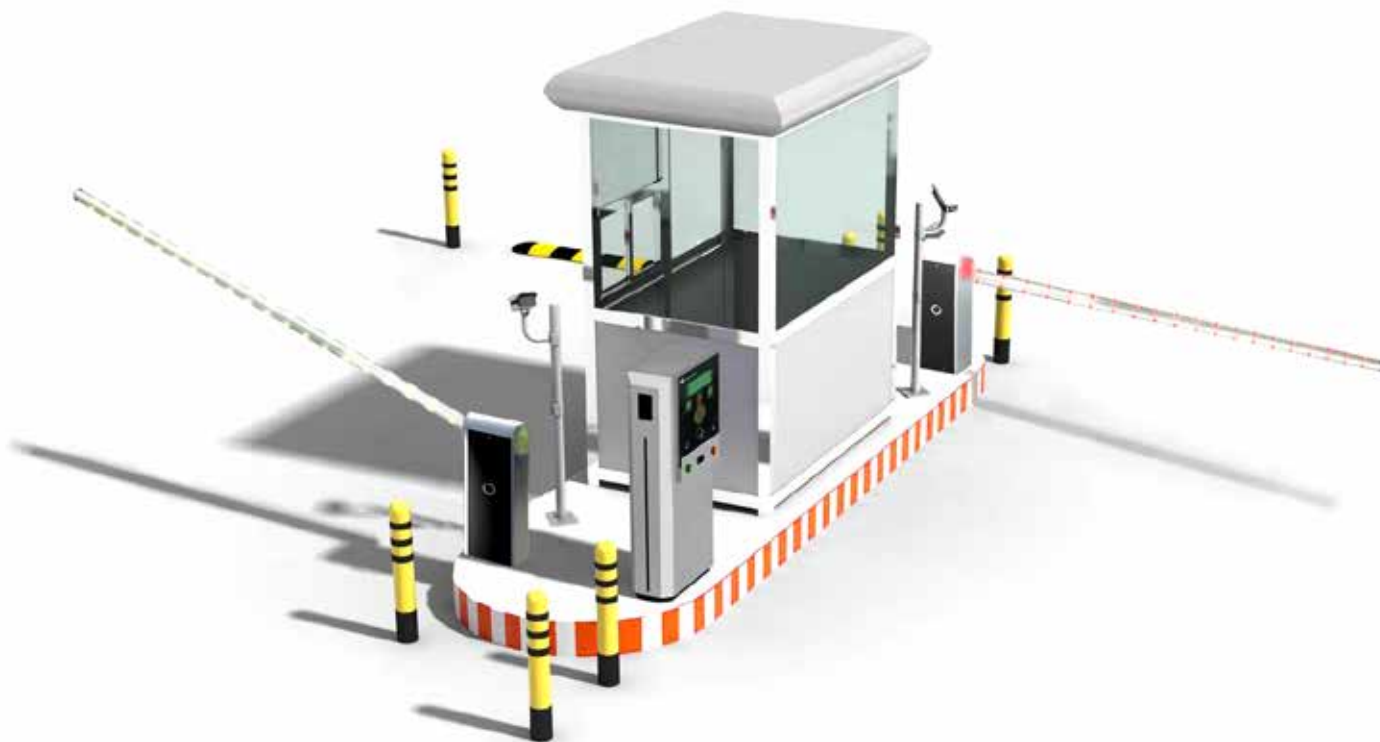
# BARRIERS for PARKING SYSTEMS

CODE	DESCRIPTION
ALT324KF	Barrier body, 24 Vdc motor, with control unit in box, with integrated receiver, with encoder, double built-in led flashing light. For 3 m bar, connection for bars included (1 pc)
ALT424K	Barrier body, 24 Vdc motor, with control unit in box, with integrated receiver, with encoder, double built-in led flashing light. For 4 m bar, connection for bars included (1 pc)
ALT624K	Barrier body, 24 Vdc motor, with control unit in box, with integrated receiver, with encoder, double built-in led flashing light. For 6 m bar, connection for bars included (1 pc)



Maximum speed:  
 - up to 1 second for ALT324KF  
 - up to 3,5 seconds for ALT424K  
 - up to 6 seconds for ALT624K






## FASTLINE

- Opening speed up to 1 second with ALT324KF
- Separate adjustment for opening and closing speed
- Fast and safe thanks to the integrated encoder
- Barrier body with double led light
- Dedicated CT102 24F control unit

		ALT324KF	ALT424K	ALT624K
<b>MECHANICAL DATA</b>				
torque	Nm	40	200	305
working cycle	%	50	80	80
opening time at 90° **	sec	1	3,5	6/12*
<b>ELECTRICAL DATA</b>				
control board		CT102 24F	CT102 24	CT102 24
power	Vac	230	230	230
consumption	A	1,6	1,3	1,3
absorbed power	W	330	300	300
integrated lights		yes	yes	yes
<b>GENERIC DATA</b>				
protection degree	IP	54	54	54
dimensions (L - D - H)	mm	450 - 280 - 1188	360 - 220 - 1110	450 - 280 - 1188
weight	kg	62	47	67
working temperature	°C	-20 + 55	-20 + 55	-20 + 55
maximum bar length	m	3	4	6 (8 mt*)

\* with 8 m bar \*\* without accessories



Double Led flashing light



Metallic gear + shock resistant motor (ALT624K)



CT102 24F control unit



full metallic gearbox with 3-shapes of reduction







# BAR RI ERS

Key Automation S.r.l.  
Via Meucci, 23 · 30027 San Donà di Piave (VE)  
T. +39 0421 307456 · F. +39 0421 65698  
info@keyautomation.it · www.keyautomation.it

