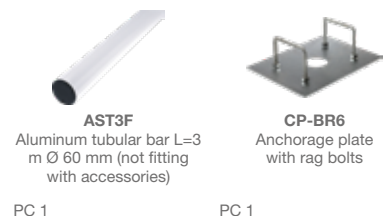


ALT324KF ACCESSORIES




AST3F
Aluminum tubular bar L=3 m Ø 60 mm (not fitting with accessories)

PC 1

CP-BR6
Anchorage plate with rag bolts

PC 1

ALT424K ACCESSORIES



ASTL4
Aluminum bar L=4 m Ø 60 mm (without accessories)

PC 1

ASTL4J
2+2 m aluminum bar Ø 60 mm + joint

PC 1

AS-SNO3
Aluminum bar with articulated joint (max. L. 3 m) preassembled. Only for ALT424K

PC 1

ASTL5 *
Aluminum bar L=5 m Ø 60 mm (without accessories)

PC 1

CP-BR
Anchorage plate with rag bolts

PC 1

PROFT
Flexible rubber profile, 8 m and plug set for ASTL4 (transparent)

PC 1

ALT624K ACCESSORIES



ASTL6
Aluminum bar L=6 m Ø 90 mm (without accessories)

PC 1

ASTL6J
3+3 m aluminum bar, Ø 90 mm + joint

PC 1

ASTL8
4,2+4,2 m aluminum bar, Ø 90 mm + joint + springs

PC 1

CP-BR6
Anchorage plate with rag bolts

PC 1


PROFT6
Flexible rubber profile, 12 m and plug set (transparent)

PC 1

PROFT8
Flexible rubber profile, 16 m and plug set (transparent)

PC 1

ACCESSORIES



APFX
Fixed support RAL 7047

PC 1

APM
Mobile support RAL 9010

PC 1

CTLIGHT2
Control unit for KLIGHT

PC 1

KLIGHT4
Led lights for 4 m bar

PC 1

KLIGHT6
Led lights for 5 and 6 m bar

PC 1

KLIGHT8
Led lights for 8 m bar

PC 1

LOOP
Magnetic sensor, one coil, two outputs (impulse and presence)

PC 1

SKIRT2
Kit fence, length 1,7 m

PC 1

KBP
Battery back-up kit

PC 1

KITFIXBATT
Fixing batteries brackets

PC 1

AD
Red reflecting adhesive stripes

PC 1

TWIN
Interface for master/slave function

PC 1

* for ASTL5 we recommend to combine PROFT6 and KLIGHT6

HOW TO CHOOSE THE LED LIGHT SYSTEM FOR BARRIERS

