

RAY KIT

FOR SWING GATES WITH LEAVES UP TO 4 m, 24 Vdc AND 230 Vac



DYL display or KUBE PRO wireless module are mandatory to program 14A control unit



All kits that include the 14A control unit offer the possibility of adding up to 20 additional LED lights, to illuminate the entrance of the house during the night automatically and economically

PLUS

Easy slowdown and open limit settings

Mechanical parts well protected from external agents

Opening mechanical stop included for proper gate installation and use

Water resistant SUB remote control included

Night Light System with LED light included (NLS version)









14A control unit (NLS version)

CT202 24 control unit (version without NLS)

CT202 control unit (version without NLS)







MODELS · WITH NIGHT LIGHT SYSTEM

CODE	DESCRIPTION	WEIGHT	PCS PALLET
 KRAY2524EK	Kit for swing gates with leaves up to 3 m, 24 Vdc motor, control unit with slowdown and opening mechanic stop. With night light function included	18,6kg	15
 KRAY2524KK	Kit for swing gates with leaves up to 3 m, 24 Vdc motor, control unit with slowdown and opening mechanic stop	18,4kg	15
 KRAY4024EK	Kit for swing gates with leaves up to 4 m, 24 Vdc motor, control unit with slowdown, opening mechanic stop and encoder. With night light function included	18,6kg	15
 KRAY4024KK	Kit for swing gates with leaves up to 4 m, 24 Vdc motor, control unit with slowdown, opening mechanic stop and encoder	18,4kg	15
 KRAY3024FEK	Kit for swing gates with leaves up to 3 m, 24 Vdc motor, control unit with slowdown and opening mechanic stop and encoder. With night light function included	 18,6kg	15
 KRAY3024FKK	Kit for swing gates with leaves up to 3 m, 24 Vdc motor, control unit with slowdown and opening mechanic stop and encoder	 18,4kg	15









KIT COMPONENTS

								
	RAY	14A	ECLIPSE	RX4Y	FT33	SUB-44WR	SUB-44R	KUBE
KRAY2524EK	• 2 PCS	• 14AB	•	•	•	•		•
KRAY2524KK	• 2 PCS	• 14AB		•	•		•	•
KRAY4024EK	• 2 PCS	• 14AB2	•	•	•	•		•
KRAY4024KK	• 2 PCS	• 14AB2		•	•		•	•
KRAY3024FEK	• 2 PCS	• 14AB2F	•	•	•	•		•
KRAY3024FKK	• 2 PCS	• 14AB2F		•	•		•	•

MODELS · WITHOUT NIGHT LIGHT SYSTEM

CODE	DESCRIPTION	WEIGHT	PCS PALLET
KRAY42ES	Kit for swing gates with leaves up to 4 m, 230 Vac motor, control unit with slowdown and opening mechanic stop	22kg	15
KRAY42KS	Kit for swing gates with leaves up to 4 m, 230 Vac motor, control unit with slowdown and opening mechanic stop	21,8kg	15
 KRAY2224ES	Kit for swing gates with leaves up to 3 m, 24 Vdc motor, control unit with slowdown and opening mechanic stop	18,6kg	15
 KRAY2224KS	Kit for swing gates with leaves up to 3 m, 24 Vdc motor, control unit with slowdown and opening mechanic stop	18,4kg	15
 KRAY4224ES	Kit for swing gates with leaves up to 4 m, 24 Vdc motor, control unit with slowdown and opening mechanic stop	18,4kg	15
 KRAY4224KS	Kit for swing gates with leaves up to 4 m, 24 Vdc motor, control unit with slowdown and opening mechanic stop	18,4kg	15

KIT COMPONENTS

								
	RAY	CT202	CT20224	LUMY	RX4Y	FT33	SUB-44WR	SUB-44R
KRAY42ES	• 2 PCS	•		•	•	•	• 2 PCS	
KRAY42KS	• 2 PCS	•			•	•		• 2 PCS
KRAY2224ES	• 2 PCS		•	•	INTEGRATED	•	• 2 PCS	
KRAY2224KS	• 2 PCS		•		INTEGRATED	•		• 2 PCS
KRAY4224ES	• 2 PCS		•	•	INTEGRATED	•	• 2 PCS	
KRAY4224KS	• 2 PCS		•		INTEGRATED	•		• 2 PCS